



---

# YASHODA COLLEGE OF ARCHITECTURE

---


## Internal Quality Assurance Cell (IQAC) Gender Audit Report

2023-2024

APPROVED BY COA, RECOGNIZED BY DTE, GOVT. OF MAHARASHTRA, AFFILIATED  
TO SHIVAJI UNIVERSITY, KOLHAPUR



  
IQAC Coordinator  
Yashoda College of Architecture,  
Satara





## INDEX

Sr. No.	Content	Page no.
1	Introduction of Institute	1
2	Constitution of gender audit committee	2
3	Objectives of gender audit	3
4	Gender sensitive approach	4
5	Gender balance within institute	4
6	Facilities for students	5
7	Gender wise details of students	6
8	Gender wise details of faculty	7
9	Gender wise details of Student Council body	8 & 9
10	Gender wise details of student participation in co-curricular activities (Last academic years)	10 to 16
11	Conclusion	17
12	Findings and recommendation	17



*[Handwritten signature]*



## **Introduction**

Yashoda College of Architecture (YCA) is a part of Yashoda Shikshan Prasarak Mandal. It was established in 2015, at Wadhe, NH-4 Satara. College located in the scenic landscape with easy access from the national highway no 4. Stepping in the first year for Architecture, college already has a platform of all the immense infrastructural facilities from YSPM.

Architecture being one of the worldly dispersed and favorite industries, bringing students near to the built environment is a prime motive of YCA. Environmentally responsive architecture, sustainability, new materials in technology, etc are all the hidden aspects coming forward in the new world. Moulding the students to face and go forward with these issues to face the real world is the backbone of YCA teaching agenda.

The Gender Audit is an attempt to study whether the college has good gender balance. It tries to see whether college follows government rules, policies and actions formulated for up-gradation of women in society. The Gender Audit tries to access the impact of its current and proposed policies on gender equality.

The college always concentrates on student's qualitative performance along with their overall personality development. Observing the gender equality, the girls are provided with various facilities and special attentions.

This report provides an analysis of the gender distribution among students and staff at YCA over the past one years. By examining the enrollment and employment trends, we aim to gain insights into the representation and participation of male and female individuals within the college community. This analysis is crucial in assessing the institution's progress towards gender parity and inclusivity

By examining the data collected over the specified period, we identify patterns and trends in the gender composition of students and staff at the College. This analysis includes an exploration of enrollment statistics, highlighting the number of male and female students across last academic year.



*[Handwritten signature]*



**YSPM's**  
**Yashoda College of Architecture**

**Constitution of Gender Audit committee:**

Sr. No.	Name	Designation	Institute
1	Ar.Suhas Talekar	Chairman	Principal ,Yashoda College of Architecture,Satara
2	Ar.Snehal Shedge	Vice chairman	IQAC Coordinator,Yashoda college of Architecture,Satara
3	Dr.Ajay Shelar	External committee member	Head of civil department,KBP College of Engineering,Satara
4	Dr.Pratibha Chikmath	External committee member	Associate professor,LBS College,Satara
5	Dr. V.K.Redasani	Internal committee member	Director, Yashoda Technical Campus, Satara Principal, Yashoda college of Pharmacy,Satara
6	Ar.Swarali Sagare	Internal committee member	Assistant Professor,Yashoda College of Architecture, Satara
7	Ms.Anuja shinde.	Student Representative	President, Student council, Yashoda College of Architecture,Satara
8	Mr.Sourabh Nikam.	Student Representative	General secretary, Student council,Yashoda College of Architecture, Satara



*Handwritten signature*



---

## **Objectives of gender audit:**

The Gender Audit has the following objectives:

1. The institute shall take effective measures for the safety and security of all genders.
2. To find out the areas where gender balance exists and the factors behind the gender balance.
3. To establish good gender balance in decision-making processes in all areas of the college activities.
4. To suggest measures for bridging the gender gap.
5. To adopt gender equality in all aspects of college community.
6. To see the work and capacity for prevention of sexual harassment at the college.



*G. D. K. R.*





### **Gender sensitive approach:**

Gender sensitive approach aims at opening, reconstructing and broadening expectations and behavioral models related to gender. Gender sensitive structures respond equally to men and Women's specific interests without any presumption based on outdated views.

When gender became a major parameter for institutional governance, the institutional leaders stepped forward taking steps to ensure gender equality.

### **Gender Balance within the Institution:**

Gender balance means the existence of a fair ratio of male and female representation within the institution in terms of number of students in the various programs as well as within the staff structure. The rationale is that traditionally women have lesser access to resources and opportunities due to the social structures which act as inhibitors to access. This results in lesser capability among women which in turn produces a snowball effect on their empowerment and access to development initiatives.

Gender Audit Team reviewed and analyzed the operating environment of Yashoda college of Architecture, Satara From the analysis; the team understood that the college is operating in an environment where everyone has access to a full range of opportunities to achieve the social, psychological and physical benefits that come from participating and leading in sports and physical activity. Gender equity requires that girls and women be provided with a full range of activity and program choices that meet their needs, interests and experiences.

Therefore, some activities may be the same as those offered to boys and men, some may be altered, and some may be altogether different. The college always concentrates on students' academic performance along with their overall personality development. Observing gender equality, the girls are provided with various facilities. The lectures of eminent personalities are held on various topics to develop their personality. Workshop for Prevention, Prohibition and redressal of sexual harassment of women at work place, National girl child day, National constitutional day for Highlighting the rights given to women by constitution, International women's day celebration etc. are organized in the last one years to make the women aware of their rights and responsibilities. Women are made aware of laws and by-laws by organizing lectures of eminent judges, lawyers, social workers etc. Anti-ragging Committee and Internal Complaints Committee have been formed in the college.

The analysis of the responses of students with regard to program planning and design in college and its activities revealed that most student members feel that the gender equity in policies, program of the college is adequate.



*G. D. Patil*



---

## **Facilities for Students**

All basic amenities for students are available in the college:

1. Parking zone
2. CCTV- cameras at different points covering whole campus
3. Ramps at every needful point for differently abled students
4. Hostel for Girls and Boys
5. Cafeteria for students and faculties
6. Stationary center
7. Sports/Gym facility
8. Girl's common room with all basic facilities
9. Boy's common room with all basic facilities
10. Separate washrooms for boys and girls
11. R.O. supplemented drinking water
12. Library with a wide range of text books/reference books/e-literature in each subject
13. Laboratories
14. LAN Connected computers
15. Seminar Hall
16. Suggestion/Complaint Box







**YSPM's**  
**Yashoda College of Architecture**

Table below showing number of female and male students during last academic years

Sr. No	Academic year	No. of Male Students	No. of Female Students
1	2023-2024	15	29

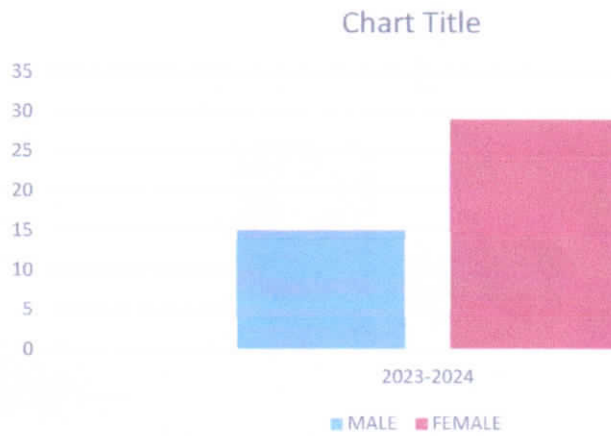
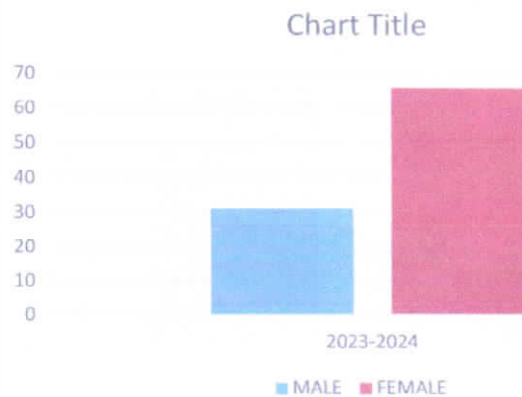


Table below showing percentage of male and female students during last academic years

Sr. No	Academic year	No. of Male Students	No. of Female Students
1	2023-2024	31.17	65.83



*Handwritten signature*



**YSPM's**  
**Yashoda College of Architecture**

Table below showing number of female and male teaching Staff during last academic years

Sr. No	Academic year	No. of Male Staff	No. of Female Staff
1	2023-2024	7	8

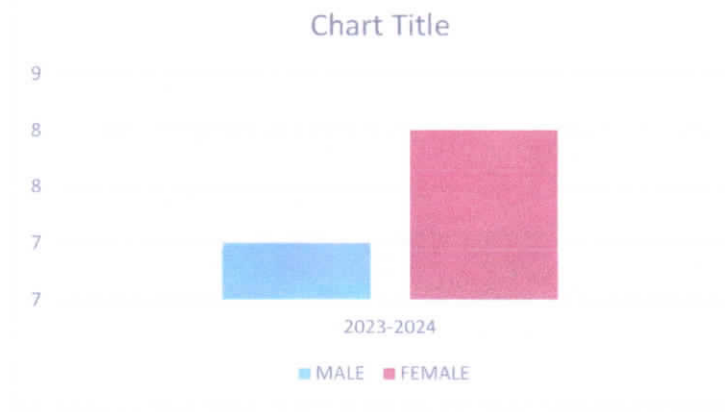


Table showing percentage of male and female teaching staff during last academic years.

Sr. No	Academic year	No. of Male Staff	No. of Female Staff
1	2023-2024	46.62	53.38



*Signature*



**Student council of Yashoda College of Architecture:**

The Student Council at Yashoda College of Architecture is a vibrant and proactive governing body dedicated to enhancing the student experience and fostering a thriving academic environment. Comprised of elected student representatives, including a President, Vice President, Secretary, and Co-Secretary, the Council acts as a bridge between the student body, faculty, and administration. Their primary mission is to address student concerns, organize various events, and promote a sense of community within the college. The Council plays a pivotal role in facilitating communication between students and faculty, advocating for student needs, and promoting a positive college culture. Moreover, the Council serves as a platform for leadership development, encouraging students to take on responsible roles, voice their ideas, and actively participate in decision-making processes. Throughout year with the help of college student council organizes different activities.

Annual Gathering and Cultural Days stand as a cornerstone, celebrating diversity through music, dance, and art, showcasing the kaleidoscope of talents within the college community. The College Exhibition serves as a platform for budding architects to display their innovative designs and projects, stimulating creative discourse among peers and faculty. The sporting events organized by the Council not only promote physical well-being but also instill a sense of sportsmanship and teamwork. Additionally, the Council spearheads festivities commemorating occasions like Shivjayanti and Navratri, magnifying the cultural heritage and traditions within the college. This multifaceted approach to co-curricular engagement is pivotal in nurturing well-rounded individuals, fostering leadership skills, teamwork, and a sense of belonging within the student body. The collaborative efforts of the Council and the College of Architecture exemplify a commitment to holistic education, empowering students to excel not just academically but also as active participants in society.

Table below showing number of male and female student in student council body during last academic years:

Sr. No	Academic year	No. of Male student	No. of Female student
1	2023-2024	03	04



*G.ole/sm*



**YSPM's**  
**Yashoda College of Architecture**

Graph below showing number of male and female student in student council body

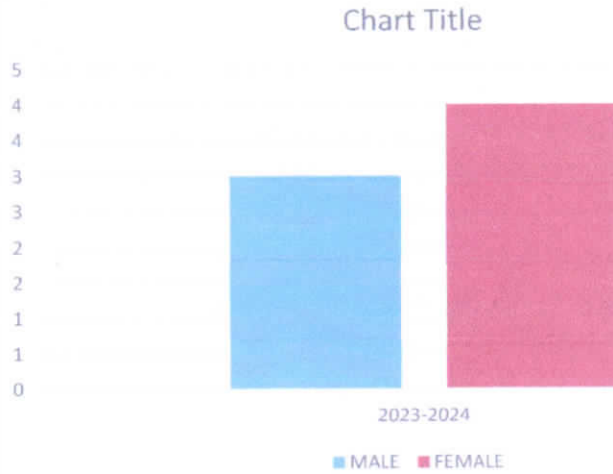
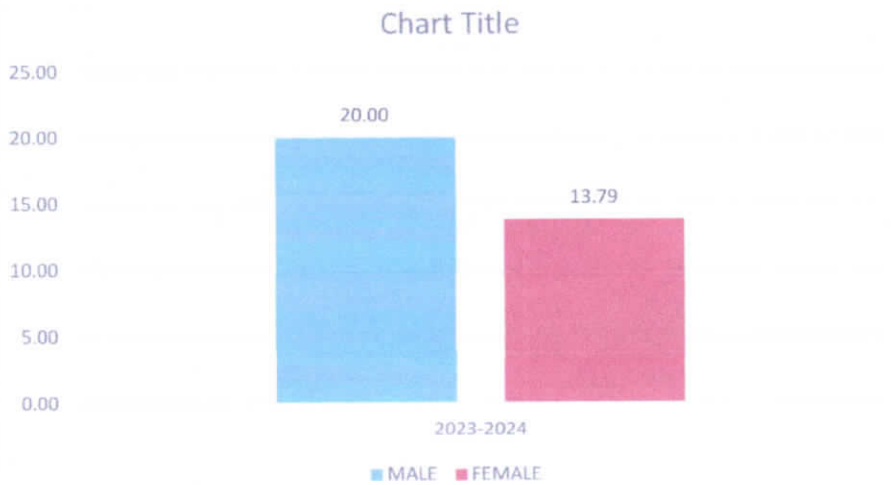


Table below showing percentage of male and female student in student council body during last academic years:

Sr. No.	Academic year	Percentage of Male students	Percentage of Female students
2	2023-2024	20	13.79



*P.olekar*



**ANNUAL GATHERING**

Table below showing number of male and female student's participation in Annual Gathering Event during last academic years

Sr. No.	Academic year	No. of Male Students	No. of Female Students
1	2023-2024	0	5

Graph below showing Female and Male student participation in Annual Gathering

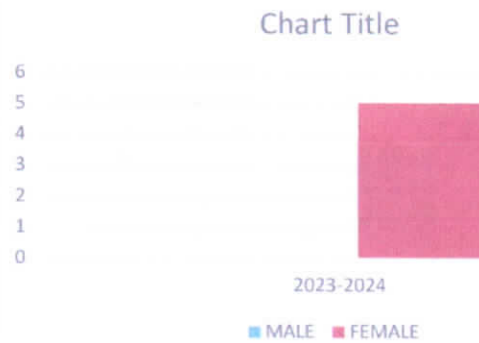
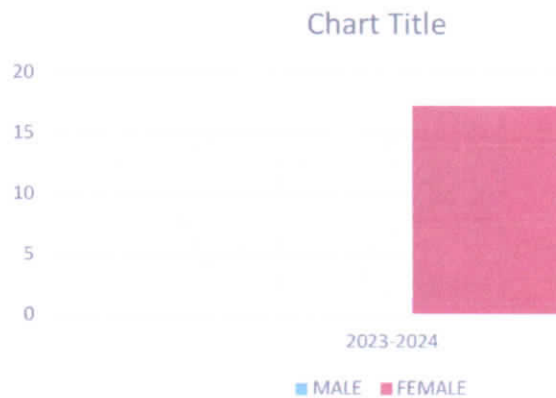


Table below showing percentage of male and female student's participation in Annual Gathering Event during last academic year

Sr. No.	Academic year	Percentage of Male Students	Percentage of Female Students
1	2023-2024	0	17.24



*Signature*





### CULTURAL DAYS

Table below showing number of male and female student's participation in Cultural days during last academic years

Sr. No.	Academic year	No. of Male Students	No. of Female Students
1	2023-2024	15	29

Graph below showing Female and Male student participation in Cultural days

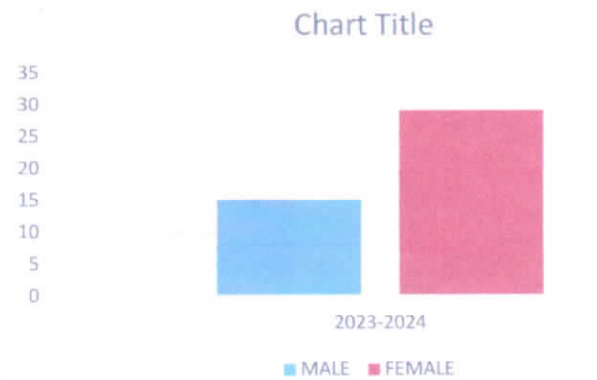
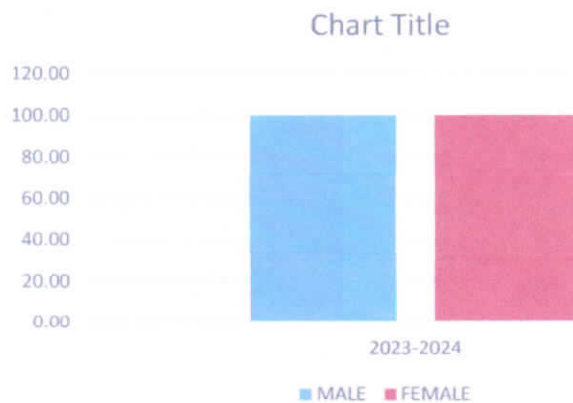


Table below showing percentage of male and female student's participation in cultural days during last academic years

Sr. No.	Academic year	Percentage of Male Students	Percentage of Female Students
1	2023-2024	100	100



*Handwritten signature*



**SHIVJAYANTI**

Table below showing number of male and female student's participation in Shivjayanti during last academic years

Sr. No.	Academic year	No. of Male Students	No. of Female Students
1	2023-2024	15	27

Graph below showing of Female and Male student participation in Shivjayanti

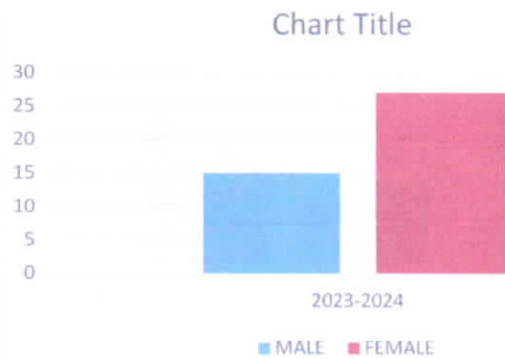
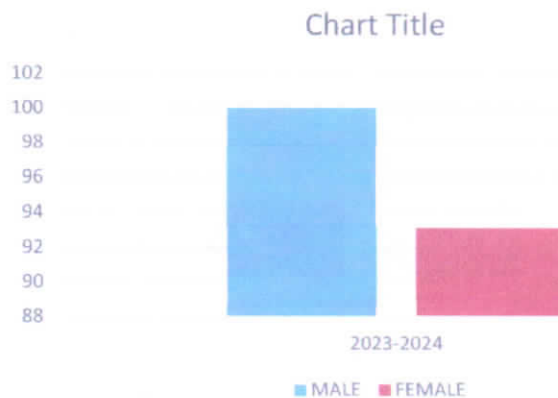


Table below showing percentage of male and female student's participation in Shiv jayanti during last academic years

Sr. No.	Academic year	Percentage of Male Students	Percentage. of Female Students
1	2023-2024	100	93.10





**COLLEGE EXHIBITION**

Table below showing number of male and female student's participation in College Exhibition during last academic years

Sr. No.	Academic year	No. of Male Students	No. of Female Students
1	2023-2024	12	22

Graph below showing Female and Male student participation in College Exhibition

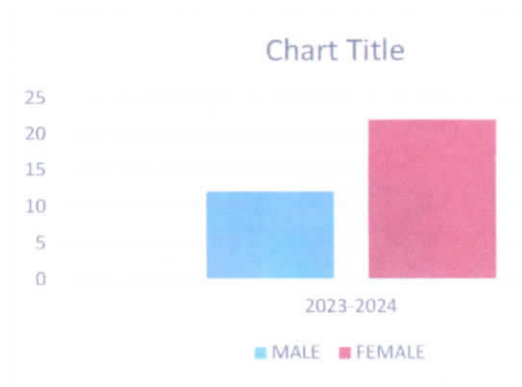

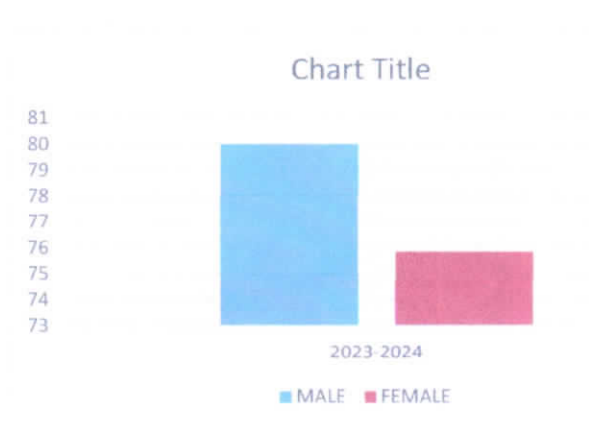


Table below showing percentage of male and female student's participation in College Exhibition last academic years

Sr. No.	Academic year	Percentage of Female Students	Percentage of Male Students
1	2023-2024	80%	75.86%



*G. D. Kulkarni*



### ANNUAL SPORTS

Table below showing number of male and female student's participation in Annual Sports during last academic years

Sr. No.	Academic year	No. of Male Students	No. of Female Students
1	2023-2024	12	23

Graph below showing Female and Male student participation in Annual Sports.

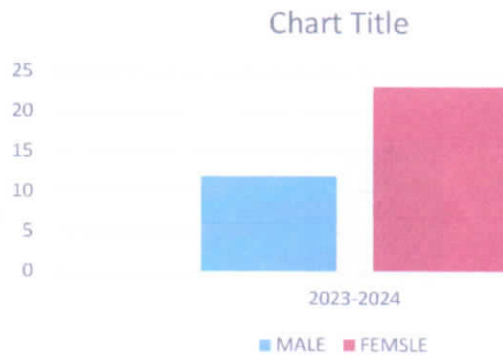
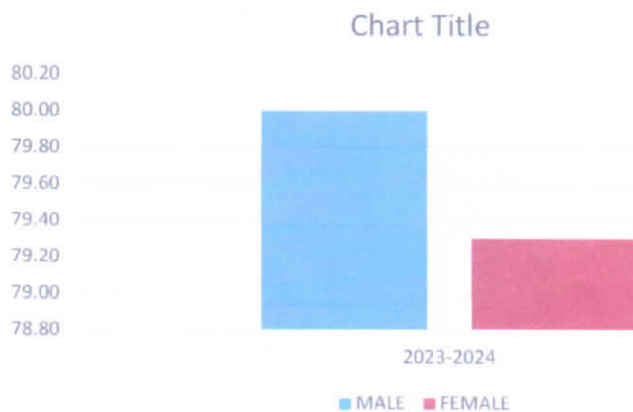


Table below showing percentage of male and female student's participation in Annual Sports during last academic years

Sr. No.	Academic year	Percentage of Female Students	Percentage of Male Students
1	2023-2024	51.79 %	97.30%



*Signature*



**ZONAL BASKET BALL SPORTS**

Table below showing number of male and female student's participation in Zonal sports during last academic years

Sr. No.	Academic year	No. of Male Students	No. of Female Students
1	2023-2024	7	0

Graph below showing male and female student's participation in Zonal sports

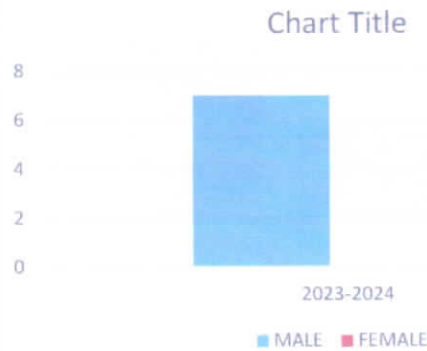
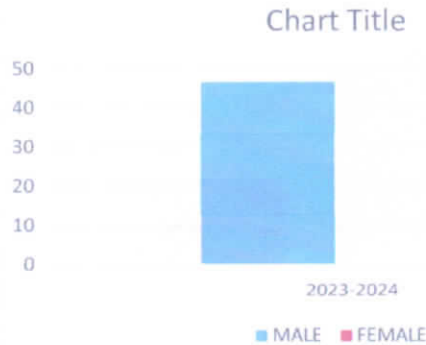


Table below showing percentage of male and female student's participation in Zonal Sports during last academic years.

Sr. No.	Academic year	Percentage of Male Students	Percentage of Female Students
1	2023-2024	46.66	0







**ANNUAL NASA CONVENTION**

Table below showing number of male and female student's participation in Annual NASA convention during last academic years

Sr. No.	Academic year	No. of Male Students	No. of Female Students
1	2023-2024	5	3

Graph below showing Female and Male student participation in NASA convention

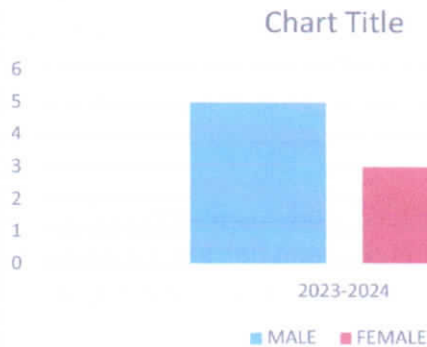
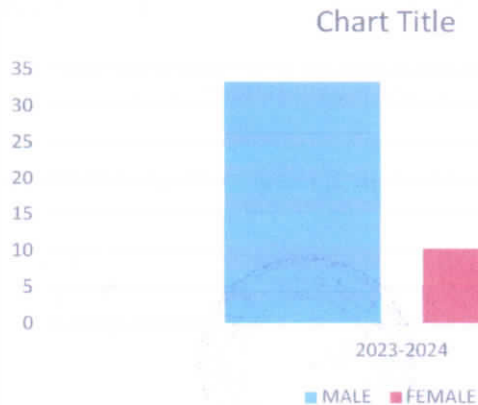


Table below showing percentage of male and female student's participation in NASA convention during last academic years.

Sr. No.	Academic year	Percentage of Male Students	Percentage of Female Students
1	2023-2024	33.33	10.34



*Handwritten signature*



---

## **Conclusion:**

The Gender Audit Team analyzed that the management and staff of the college encourage gender equality and gender sensitivity, demonstrating gender-sensitive behavior. Gender equity goals and objectives are included in all the college's policies and programs. Staff members reported no problems related to gender criteria, and no complaints about gender issues have been received. The college has significant strengths and opportunities to good gender balance, supported by the increasing enrolment of girls. While there are some weaknesses, they can be addressed gradually through changes in the value system.

## **Findings:**

- 1) Seats are not reserved for female students in the student council body.
- 2) Female students' strength is higher and has been continuously increasing.
- 3) In contrast, male students have a higher participation rate in sports compared to female students.
- 4) Over the last academic years, female students not participated in zonal sports.
- 5) Their participation in the annual gathering and cultural activities is significantly higher than that of male students.

## **Recommendations:**

- 1) Motivate and guide female students to participate in sports, both at the college and zonal levels.
- 2) Ensure at least 33% female student participation in the student council body.
- 3) Motivate male students to actively participate in the annual gathering and cultural days.
- 4) Organize women empowerment programs and awareness sessions on legal rights for women.



*G. S. Karm*



**YSPM's**  
**Yashoda College of Architecture**

---

Ar.Suhas Talekar

Chairman gender audit committee

Principal, Yashoda college of Architecture, Satara

Ar.Snehal Shedge

Vice chairman Gender Audit committee

IQAC Coordinator, Yashoda college of architecture, Satara

Dr.Ajay Shelar

External member, Gender Audit Committee

Head of civil department, KBP College of Engineering, Satara





**YSPM's  
Yashoda College of Architecture**

---

Dr. Pratibha Chikmath  
External member, Gender Audit Committee  
LBS College of science, Satara

Dr. V.K. Redasani  
Internal member, Gender Audit Committee  
Director, Yashoda Technical Campus, Satara  
Principal, Yashoda college of Pharmacy, Satara

Ar. Swarali Sagare  
Internal member, Gender Audit Committee  
Assistant Professor, Yashoda College of Architecture, Satara





**YSPM's  
Yashoda College of Architecture**

---

*Anuja Shinde*

Ms. Anuja shinde.

Student representative, Gender Audit Committee

President, Student council,

Yashoda College of Architecture, Satara

*Sourabh Nikam*

Mr. Sourabh nikam.

Student representative, Gender Audit Committee

General secretary, Student council,

Yashoda College of Architecture, Satara



*G. Palekar*



